



# CROWN POINT

**FRONT**

**BACK**

**TOTAL**

<b>1. Ray Filter</b>	<b>37</b>	<b>38</b>	<b>75</b>
<b>2. Isaac Embry</b>	<b>41</b>	<b>40</b>	<b>81</b>
<b>3. Seth Gozo</b>	<b>43</b>	<b>41</b>	<b>84</b>
<b>4. Nick Wool</b>	<b>44</b>	<b>44</b>	<b>88</b>
<b>5. Quinn Day</b>	<b>59</b>	<b>57</b>	<b>116</b>

**TEAM SCORE**

**328**



# BOONE GROVE

**FRONT**

**BACK**

**TOTAL**

<b>1. Tyler Night</b>	<b>42</b>	<b>40</b>	<b>82</b>
<b>2. Raymond Smith</b>	<b>48</b>	<b>47</b>	<b>95</b>
<b>3. Hayden Neis</b>	<b>48</b>	<b>48</b>	<b>96</b>
<b>4. Jack Lukas</b>	<b>47</b>	<b>44</b>	<b>91</b>
<b>5. Jacob Massom</b>	<b>49</b>	<b>44</b>	<b>93</b>

**TEAM SCORE**

**361**



# MUNSTER

**FRONT**

**BACK**

**TOTAL**

	<b>FRONT</b>	<b>BACK</b>	<b>TOTAL</b>
<b>1. Max Ladd</b>	<b>57</b>	<b>47</b>	<b>104</b>
<b>2. Blake Siurek</b>	<b>43</b>	<b>42</b>	<b>85</b>
<b>3. Torin Mulcahy</b>	<b>44</b>	<b>47</b>	<b>91</b>
<b>4. Jonathon Dells</b>	<b>44</b>	<b>47</b>	<b>91</b>
<b>5. Eric Stojkavich</b>	<b>44</b>	<b>52</b>	<b>96</b>

**TEAM SCORE**

**363**



# NORTH JUDSON

**FRONT**

**BACK**

**TOTAL**

	<b>FRONT</b>	<b>BACK</b>	<b>TOTAL</b>
<b>1. Payton Cox</b>	<b>41</b>	<b>46</b>	<b>87</b>
<b>2. Gave Minix</b>	<b>54</b>	<b>50</b>	<b>104</b>
<b>3. Trey Hampton</b>	<b>62</b>	<b>63</b>	<b>125</b>
<b>4. Tanner Hampton</b>	<b>62</b>	<b>53</b>	<b>115</b>
<b>5. Wyatt Stowe</b>	<b>61</b>	<b>62</b>	<b>123</b>

**TEAM SCORE**

**429**



LOGANSPORT

# LOGANSPORT

**FRONT**

**BACK**

**TOTAL**

<b>1. Trevor Vietti</b>	<b>40</b>	<b>38</b>	<b>78</b>
<b>2. Tyler Vietti</b>	<b>38</b>	<b>46</b>	<b>84</b>
<b>3. Noah Lange</b>	<b>43</b>	<b>44</b>	<b>87</b>
<b>4. Brant Higgins</b>	<b>45</b>	<b>57</b>	<b>102</b>
<b>5. David Wooten</b>	<b>49</b>	<b>48</b>	<b>97</b>

**TEAM SCORE**

--



# KNOX

**FRONT**

**BACK**

**TOTAL**

	<b>FRONT</b>	<b>BACK</b>	<b>TOTAL</b>
<b>1. Jonah Berndt</b>	<b>42</b>	<b>58</b>	<b>100</b>
<b>2. Gunner Wagner</b>	<b>52</b>	<b>58</b>	<b>104</b>
<b>3. Braxton Geller</b>	<b>49</b>	<b>55</b>	<b>104</b>
<b>4. Ethan Wakal</b>	<b>54</b>	<b>53</b>	<b>107</b>
<b>5. Noah Singleton</b>	<b>58</b>	<b>69</b>	<b>127</b>

**TEAM SCORE**

**421**



# ZIONSVILLE

**FRONT**

**BACK**

**TOTAL**

<b>1. Collin Nasser</b>	<b>38</b>	<b>39</b>	<b>77</b>
<b>2. Maclean Dudasko</b>	<b>—</b>	<b>—</b>	<b>DQ</b>
<b>3. Adam Melliere</b>	<b>38</b>	<b>38</b>	<b>76</b>
<b>4. Andrew Wall</b>	<b>44</b>	<b>38</b>	<b>82</b>
<b>5. Hayden Orbaugh</b>	<b>43</b>	<b>40</b>	<b>83</b>

**TEAM SCORE**

**318**



# WEST LAFAYETTE

**FRONT**

**BACK**

**TOTAL**

<b>1. Grant Bauman</b>	<b>41</b>	<b>47</b>	<b>88</b>
<b>2. Kale Zink</b>	<b>48</b>	<b>46</b>	<b>94</b>
<b>3. Kyler Meister</b>	<b>44</b>	<b>50</b>	<b>94</b>
<b>4. Cameron Greene</b>	<b>46</b>	<b>48</b>	<b>94</b>
<b>5. Edward Toms</b>	<b>47</b>	<b>50</b>	<b>97</b>

**TEAM SCORE**

**370**





# GUERIN

**FRONT**

**BACK**

**TOTAL**

	<b>FRONT</b>	<b>BACK</b>	<b>TOTAL</b>
<b>1. Andrew White</b>	<b>39</b>	<b>40</b>	<b>79</b>
<b>2. Connor McNeely</b>	<b>33</b>	<b>37</b>	<b>70</b>
<b>3. Jacob Modleski</b>	<b>36</b>	<b>38</b>	<b>74</b>
<b>4. Leo Wessel</b>	<b>35</b>	<b>38</b>	<b>73</b>
<b>5. Christian Hein</b>	<b>42</b>	<b>39</b>	<b>81</b>

**TEAM SCORE**

**296**



# VALPARAISO

**FRONT**

**BACK**

**TOTAL**

	<b>FRONT</b>	<b>BACK</b>	<b>TOTAL</b>
<b>1. Aidan Gutierrez</b>	<b>39</b>	<b>36</b>	<b>75</b>
<b>2. Max Abel</b>	<b>40</b>	<b>39</b>	<b>79</b>
<b>3. Colin Danzi</b>	<b>43</b>	<b>44</b>	<b>87</b>
<b>4. Jacob Gaghan</b>	<b>45</b>	<b>45</b>	<b>90</b>
<b>5. Liam Utesch</b>	<b>50</b>	<b>45</b>	<b>95</b>

**TEAM SCORE**

**331**



# LAKE CENTRAL

**FRONT**

**BACK**

**TOTAL**

<b>1. Tommy Philpot</b>	<b>37</b>	<b>38</b>	<b>75</b>
<b>2. Ryan Huppenthal</b>	<b>42</b>	<b>41</b>	<b>83</b>
<b>3. Rudy Jaksich</b>	<b>42</b>	<b>41</b>	<b>83</b>
<b>4. Thomas Cope</b>	<b>40</b>	<b>52</b>	<b>92</b>
<b>5. TJ Matlon</b>	<b>45</b>	<b>46</b>	<b>91</b>

**TEAM SCORE**

**332**



# CHESTERTON

**FRONT**

**BACK**

**TOTAL**

	<b>FRONT</b>	<b>BACK</b>	<b>TOTAL</b>
<b>1. Bo Smith</b>	<b>43</b>	<b>44</b>	<b>87</b>
<b>2. Luke Fisher</b>	<b>44</b>	<b>42</b>	<b>86</b>
<b>3. Phil Scott</b>	<b>41</b>	<b>44</b>	<b>85</b>
<b>4. Owen Pilarski</b>	<b>43</b>	<b>45</b>	<b>88</b>
<b>5. Ryan Bakaitis</b>	<b>46</b>	<b>47</b>	<b>93</b>

**TEAM SCORE**

**346**



# TWIN LAKES

**FRONT**      **BACK**      **TOTAL**

<b>1. Lewin Dellinger</b>	<b>39</b>	<b>45</b>	<b>84</b>
<b>2. Jamison Ousley</b>	<b>47</b>	<b>48</b>	<b>95</b>
<b>3. Nick Alexander</b>	<b>43</b>	<b>43</b>	<b>86</b>
<b>4. Logan Creamer</b>	<b>44</b>	<b>58</b>	<b>102</b>
<b>5. Hayden Hubbard</b>	<b>43</b>	<b>45</b>	<b>88</b>

**TEAM SCORE**

**353**



# LA PORTE

**FRONT**

**BACK**

**TOTAL**

<b>1. Tayler Menke</b>	<b>45</b>	<b>43</b>	<b>88</b>
<b>2. Ryan Sittig</b>	<b>41</b>	<b>47</b>	<b>88</b>
<b>3. Graham Siefker</b>	<b>48</b>	<b>45</b>	<b>93</b>
<b>4. Coleman Taylor</b>	<b>59</b>	<b>51</b>	<b>110</b>
<b>5. Brock Holmes</b>	<b>45</b>	<b>59</b>	<b>104</b>

**TEAM SCORE**

**363**



# ROCHESTER

**FRONT**

**BACK**

**TOTAL**

<b>1. Reece Renie</b>	<b>41</b>	<b>44</b>	<b>85</b>
<b>2. Wade Shafer</b>	<b>43</b>	<b>46</b>	<b>89</b>
<b>3. Drew Strasser</b>	<b>49</b>	<b>52</b>	<b>101</b>
<b>4. Dryden Vance</b>	<b>54</b>	<b>49</b>	<b>103</b>
<b>5. JR McLochlin</b>	<b>48</b>	<b>48</b>	<b>96</b>

**TEAM SCORE**

**371**



# FAITH CHRISTIAN

**FRONT**

**BACK**

**TOTAL**

<b>1. Sam Peter</b>	<b>42</b>	<b>41</b>	<b>83</b>
<b>2. Joe Peter</b>	<b>39</b>	<b>40</b>	<b>79</b>
<b>3. Grant Valiant</b>	<b>46</b>	<b>43</b>	<b>89</b>
<b>4. Eli Patton</b>	<b>43</b>	<b>48</b>	<b>91</b>
<b>5. Conlin Gerber</b>	<b>54</b>	<b>51</b>	<b>105</b>

**TEAM SCORE**

**342**





# CARMEL

**FRONT**

**BACK**

**TOTAL**

<b>1. Sam Booth</b>	<b>39</b>	<b>37</b>	<b>76</b>
<b>2. Shoji Fujita</b>	<b>38</b>	<b>36</b>	<b>74</b>
<b>3. Patrick Michael</b>	<b>38</b>	<b>37</b>	<b>75</b>
<b>4. Joe Armfield</b>	<b>34</b>	<b>38</b>	<b>72</b>
<b>5. Owen Sander</b>	<b>38</b>	<b>39</b>	<b>77</b>

**TEAM SCORE**

**297**



# HARRISON

**FRONT**

**BACK**




**TOTAL**

<b>1. Ajani Johnson</b>	<b>44</b>	<b>45</b>	<b>89</b>
<b>2. Evan Leamon</b>	<b>51</b>	<b>46</b>	<b>97</b>
<b>3. Ben Larson</b>	<b>41</b>	<b>43</b>	<b>84</b>
<b>4. Lucas Johnson</b>	<b>45</b>	<b>47</b>	<b>92</b>
<b>5. Noah McBride</b>	<b>48</b>	<b>46</b>	<b>94</b>




**TEAM SCORE**

**359**




# INDIVIDUALS

	FRONT	BACK	TOTAL
1. Hunter Cook	37	36	73
2. Alec Cesare	36	35	71
3. Nolan Hall	38	38	76
			




# INDIVIDUALS

	FRONT	BACK	TOTAL
1. Hunter Zdyb	47	47	94
2. Kyle Gorski	49	52	101
3. Sam Haschel	51	53	104
			




# INDIVIDUALS

	FRONT	BACK	TOTAL
1. Cody Donovan	40	37	77
2. Mark Sebben II	40	39	79
3. David Castellanos	50	49	99
			

# INDIVIDUALS

	FRONT	BACK	TOTAL
1. Porter Dick	42	46	88
2. Avery Everidge	42	46	88
3. Cade Nelson	40	40	80
			

# INDIVIDUALS

	FRONT	BACK	TOTAL
1. Zachary Hillan	48	43	91
2. Zach Geleott	49	51	100
3. Hayden Myers	—	—	DNF
			

# INDIVIDUALS

	FRONT	BACK	TOTAL
1. Nicholas Bell	53	50	103
2. Drew Grennes	47	46	93
3. Luke Miller	48	53	101
